

WELCOME

CMA Columbus Museum of Art

We are going to the Columbus Museum of Art (CMA) to look at art, think about art, and talk about what we see.



When we walk to the Museum, we will see sculptures and windows. We can walk inside any of the silver doors.



THE ADMISSIONS DESK

When we enter, we will see a front desk to our left with people with green name tags. They are ready to help us. Sometimes, there is a line at the Admissions Desk. We may need to wait for a few minutes. We can ask about admissions, exhibitions, or any other questions we have about CMA.



THE ATRIUM

After we gather all the information and materials we need at the Admissions Desk, we will choose where we want to go first. There are many galleries and rooms to see, and there is no particular path we must follow. The Atrium may be noisier than other areas, as the space echoes.



THE ATRIUM

In the Lobby, we can stop at the Schokko Café. This café has snacks, meals, and drinks. Schokko Café is busiest from noon-2pm. If we enter the café, we will smell food and hear noise echoing from people talking and from silverware clanking.



We can also use the restrooms, water fountain, or coat room in the Atrium. These are located to the left of the café. There are restrooms with stalls and a single restroom. The sinks in this bathroom have hand dryers attached to either side of the faucet. The restroom might be noisy, with people talking or the sound of faucets and hand dryers.



THE ATRIUM

In the Atrium, we can go to the Museum Store. We will find many fun toys, books, and things to buy. If we do go to the store, we will keep our hands to ourselves and be sure to walk.



MUSEUM RULES

Look at this display in the Atrium about touching art. If we see a label, we will not touch the object next to it.



MUSEUM RULES

We can also stop and learn museum rules by sitting in a red chair and watching a video. All of these rules are made to protect the art we will see and to allow us to have a safe, fun time at the Museum.



The video in the Atrium teaches the most important museum rules:

- No running
- No touching the art
- No food or drink in the galleries. You are welcome to eat and drink in the café, the Sculpture Garden, and in Derby Court.

MUSEUM RULES

We will always stand at least one foot away from a work of art to keep ourselves and the art safe. The Museum has many ways of reminding us to stay back from works of art. Some works of art, such as the bottom right image, may not have any sign at all. We still must stand at least one foot (twelve inches) away.




MUSEUM RULES

We will see many signs in the Museum to remind us of museum rules. We can ask someone we trust, or anyone with a green name tag what they mean.



THE COMFORT ROOM

We can go relax in the Comfort Room at any time. To get to this room, we can find the  on the Visitor Guide. We can take the stairs or elevator from Derby Court, then locate the Comfort Room next to other bathrooms.




The Comfort Room includes two comfy chairs, a sink, and a diaper changing station. If it is unlocked, we are welcome to use this room to rest, quiet down, wash our hands, or anything else we might need. If the door is locked, we need to wait our turn to use the room.



GALLERY ACTIVITIES

There are many activities we can do throughout the Museum. If we see activities that look like these, we can try them. If an activity is too busy, we can wait our turn, or come back to it later. We should leave all supplies how we found them.



MUSEUM SPACES

There are many different areas we can visit in the Museum, which are different than the art galleries.

We can visit Derby Court to eat snacks or rest. This space is usually not crowded. We are free to use the chairs and tables in the court.



We can go to the Big Idea Gallery to learn more about art and do many activities. This area might be crowded, we will wait in line for activities. The area might have many people in it, who come into our personal space, and might be noisy from people talking and objects moving.



MUSEUM SPACES

We can also visit the Sculpture Garden. We are welcome to sit at the tables and chairs, or on the lawn. We will remember to stay at least one foot away from all sculptures to keep ourselves and the art safe.



In the Sculpture Garden, there is a sound installation. There is sound coming out of the speakers.

There are also sculptures with running water elements.

People may be talking and eating at tables in the Sculpture Garden, which may be noisy.



THE WONDER ROOM

We can visit the Wonder Room. In the Wonder Room, we can do many activities which will focus on imagination, experimentation, and storytelling. In the Wonder Room, you will see a colorful crochet tunnel, red walls, fabric, and more.




The same rules we learned about with the video in the Atrium still apply in The Wonder Room. Even if other visitors are not following these rules, we will still follow them.



The Wonder Room might be very busy and noisy. Sometimes there are large groups in the Wonder Room. This causes a lot of noise from other visitors, crowded activities, and people in our personal space. We can look in the Wonder Room, and if it is too busy or noisy, we can come back later.

ART WITH SENSORY ELEMENTS

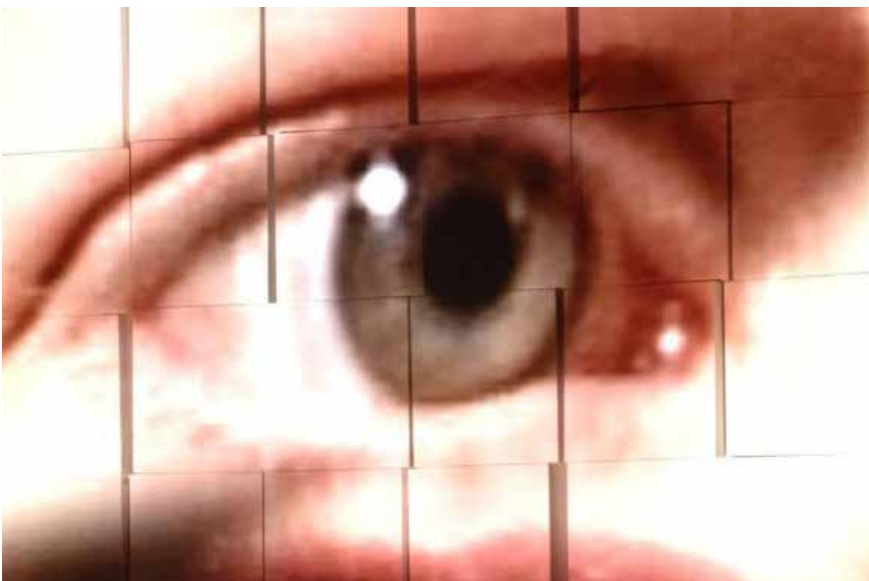
There are a few works of art with sensory elements. These works are noted with a  on the Visitor Guide. If we don't like these kinds of experiences, we can skip any of these works.



Spirit, by Mel Chin, is a large work of art in a small room. The room is dimly lit and has a smoky smell.



The Video Space features videos shown in a small, dark room.



Signals and Escort, by Tony Oursler includes video projections and sound.

THANK YOU

When we are ready to leave the Museum, we can walk through any of the doors in between the Front Desk and Schokko Café where we entered. We can talk and think about all of the art that we saw. We are always welcome to come back to the Museum.

