

## When I visit the Columbus Museum of Art

When I go to the Columbus Museum of Art (CMA), I get to explore the Museum and look at art. I can think about the art I see and talk about the art I see.

To enter the Museum, I can walk inside the silver front doors to the far right. I may have to wait outside if there is a long line.



*Pictured: Museum Entrance off Gay Street.*

## COVID-19 Virus Safety Guidelines

During my visit, I am encouraged to do the following:

- Keep my distance from other visitors that are not in my group.
- Wear my face covering in the building when I am not eating in designated spaces.
- Use hand sanitizer at the many stations throughout the building whenever I want.

[View the Visitor Map Here](#)

## The Admissions Desk

When I enter, I will see the Admissions Desk on my left. The people with **green** name tags can help me. If I have a question, I can ask them. There might be a line at the Admissions Desk, and I might have to wait. It is okay to wait my turn. Then, when it is my turn, I can ask my question.



*Pictured: Visitor Experience Associate with green name tag at the Admissions Desk.*



## The Atrium

When I am finished at the Admissions Desk, I can walk through the Atrium.

The Atrium is a big open space that can lead me to many places. However, because it is big and open, sometimes it can be noisy. To visit the galleries, I can choose to go up the stairs or down the halls towards the back of the Atrium.



*Pictured: The Atrium with green arrows suggesting pathways to enter the art galleries.*

## The Atrium



### Schokko Café

If I get hungry or want a drink,  
I can visit the Schokko Café.



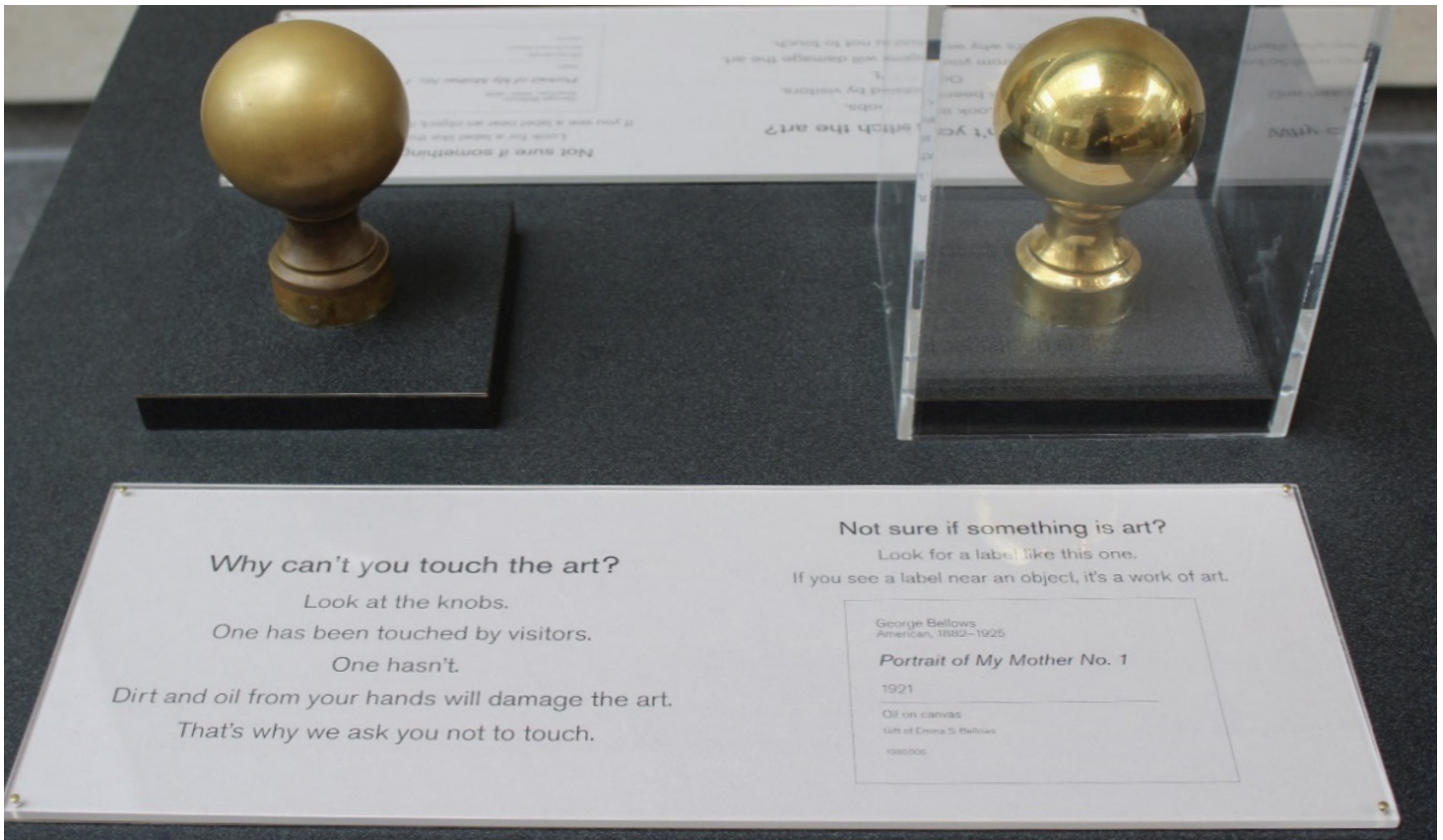
### Coatroom and Restrooms

If I have a coat and don't want to carry  
it, I can use the coatroom to hang my  
coat. There is also a restroom and  
water fountain next to the coatroom.



### Museum Store

In the Museum store, I can find fun toys,  
books, and things to buy if I want.



Pictured: "Why can't you touch the art?" display.

## Museum Rules

In the Museum, there are rules that I have to follow.



To keep the art, myself, and others safe, I will not touch or climb the art. I will not eat or drink in the art galleries. If I get hungry, I can eat in the Schokko Cafè, Sculpture Garden, Derby Court, or the Atrium

The display pictured above explains why I can't touch the art. If I see a label, I should not touch the object next to it. Some art might not have a sign at all. I still need to remember not to touch. If I'm not sure, I can ask anyone with a **green** name tag for help.



## Museum Rules

The Museum has many ways to help remind me how to keep the art safe. There are also signs to help remind me of Museum rules. For example, I should remember to stand at least one foot away from the art to keep myself and the art safe.



*Pictured: Assorted gallery views of art safety.*

## Gallery Activities

There are many activities I can do throughout the Museum. If I see activities that look like these, I can try them. If an activity is too busy, I can wait my turn, or return later. I should leave all supplies how I found them.




*Pictured: Assorted views of hands-on activities throughout the Museum.*



## Museum Spaces

There are many different areas I can visit in the Museum which are different from art galleries.

### The Comfort Room

If I need to take a break, I can visit the Comfort Room. I can find the Comfort Room by looking for the  icon on the **Visitor Map**. I can use this room if it is unlocked. If it is locked, someone else may be using it and I will need to wait my turn.






## Derby Court and Sculpture Garden

I can visit Derby Court and the Sculpture Garden to look at art and rest.  
I can eat and drink in these spaces.



*Pictured: Derby Court.*



*Pictured: Sculpture Garden.*



## The Center for Creativity

The Center for Creativity is made up of multiple galleries with lots of activities and things to see. Sometimes, the Center for Creativity gets noisy or busy.

If it is too noisy or busy, I can leave to take a break or go to another part of the Museum and come back later.




*Pictured: The Wonder Room gallery.*



*Pictured: The Big Idea Gallery.*




## Art with Sensory Elements


There are a few works of art with sensory elements at the Museum. These works are noted with a  on the **Visitor Map**. If I don't like these kinds of experiences, I can skip any of these areas.



*Spirit* by Mel Chin is a large work of art in a small room. The room is dimly lit and has a smoky smell.



The Video Space features videos shown in a small dark room.



In the Sculpture Garden, there is a sound installation. There is sound coming out of the speakers along the wall.

## Thank You

When I am ready to leave the Museum, I can walk through any of the doors between the Admissions Desk and Schokko Café where I entered. I can talk and think about all the experiences I had. I am always welcome to come back to the Museum.



*Pictured: Museum exit in the Atrium.*